




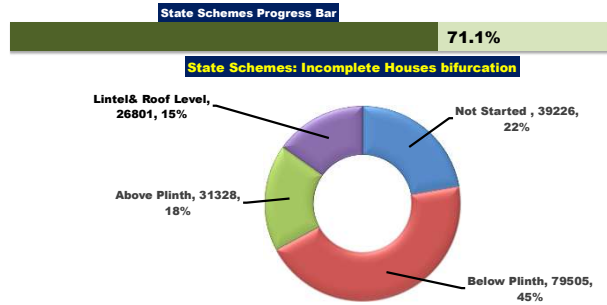
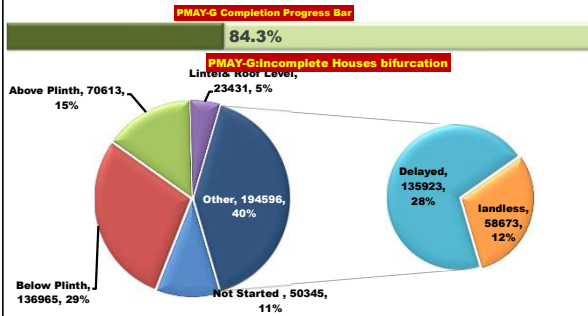
# ग्रामीण गृहनिर्माण

दैनिक प्रगती अहवाल :

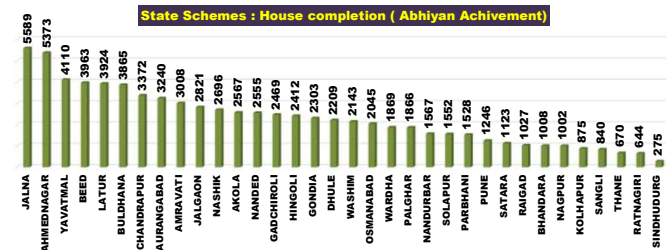
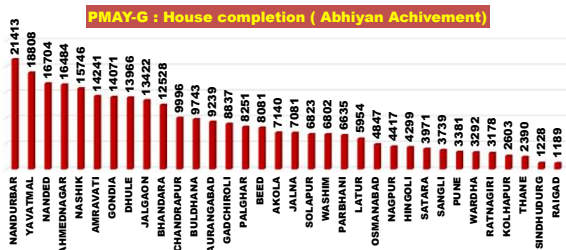
२३.०८.२०२३

प्रधानमंत्री आवास योजना ग्रामीण – मंजूरी, पूर्ण घरकुले, हप्ते वितरण, भूमिहीन, आर्थिकदृष्ट्या अपुर्ण  
राज्य पुरस्कृत ग्रामीण आवास योजना – मंजूरी, पूर्ण घरकुले, हप्ते वितरण, आर्थिकदृष्ट्या अपुर्ण

योजना	एकूण मंजूरी	दैनिक मंजूरी	एकूण पूर्ण	दैनिक पूर्ण घरकुले	दैनिक पहिला हप्ता वितरीत	दैनिक दुसरा हप्ता वितरीत	दैनिक तिसरा हप्ता वितरीत
प्रधानमंत्री आवास योजना ग्रामीण	१३९२९१५	०	११७३६८९	५६४	४५	१३६	२१०
राज्य योजना	६१०९६१	३७०	४३४१०१	६३५	४७	५६	७५
एकूण	२००३८७६	३७०	१६०७७९०	११९९	९२	१९२	२८५



पहिला हप्ता मिळाल्यानंतर ३ महिने उलटूनही अपुर्ण घरकुले  
पहिला हप्ता मिळाल्यानंतर ६ महिने उलटूनही अपुर्ण घरकुले  
पहिला हप्ता मिळाल्यानंतर ९ महिने उलटूनही अपुर्ण घरकुले  
पहिला हप्ता मिळाल्यानंतर १२ महिने उलटूनही अपुर्ण घरकुले  
पहिला हप्ता मिळाल्यानंतर १८ महिने उलटूनही अपुर्ण घरकुले  
पहिला हप्ता मिळाल्यानंतर १० दिवसानंतरही दुसरा हप्ता न मिळालेली घरकुले  
दुसरा हप्ता मिळाल्यानंतर १० दिवसानंतरही तिसरा हप्ता न मिळालेली घरकुले  
तिसरा हप्ता मिळाल्यानंतर १० दिवसानंतरही अपुर्ण घरांची संख्या

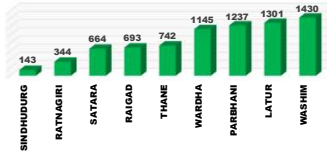


राज्य व्यवस्थापन कक्ष- ग्रामीण गृहनिर्माण

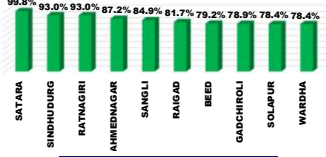
४ था मजला, दक्षिण कक्ष, सिडको भवन, सीबीडी बेलापूर, नवी मुंबई - ४०० ६१४.

# Top and Bottom Ten Districts

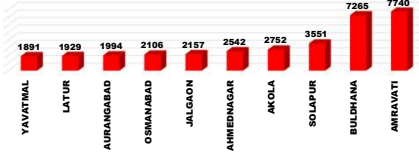
**PMAY-G Delayed Houses TOP 10 Dist.**



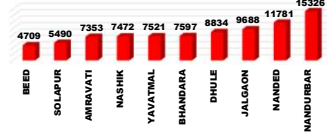
**State Schemes Sanction TOP 10 Dist.**



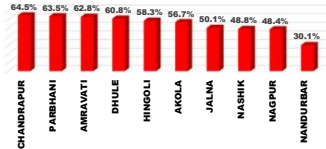
**PMAY-G Remaining 1st Installments Bottom 10 Dist**



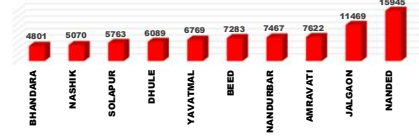
**PMAY-G Delayed Houses Bottom 10 Dist.**



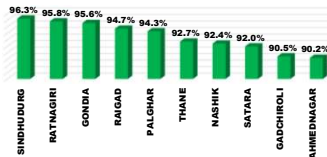
**State Schemes Sanction Bottom 10 Dist.**



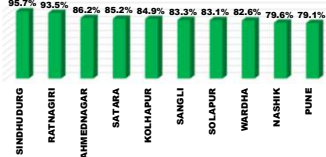
**PMAY-G Remaining 2nd Installments Bottom 10 Dist**



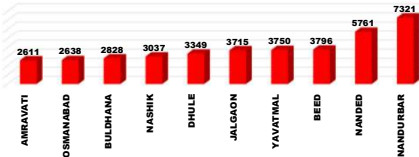
**PMAY-G Completion TOP 10 Dist.**



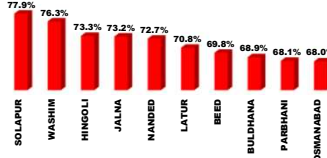
**State Schemes Completion TOP 10 Dist.**



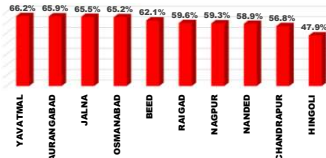
**PMAY-G Remaining 3rd Installments Bottom 10 Dist**



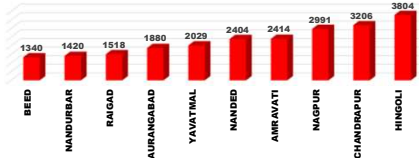
**PMAY-G Completion Bottom 10 Dist.**



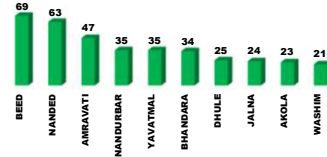
**State Schemes Completion Bottom 10 Dist.**



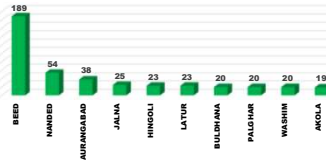
**State Schemes Remaining 1st Installments Bottom 10 Dist**



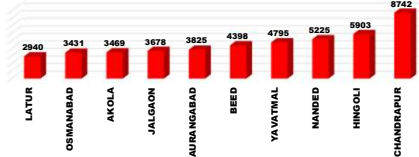
**PMAY-G Daily Completion Top 10 Dist.**



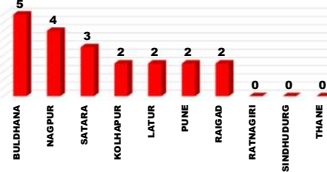
**State Schemes Daily Completion Top 10 Dist.**



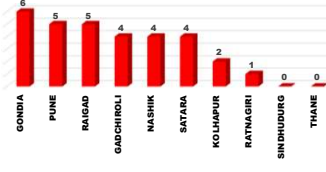
**State Schemes Remaining 2nd Installments Bottom 10 Dist**



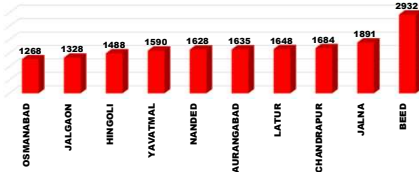
**PMAY-G Daily Completion Bottom 10 Dist.**



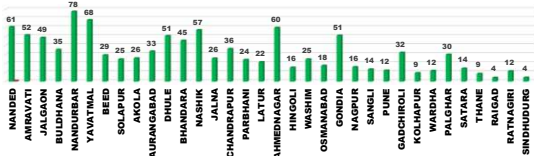
**State Schemes Daily Completion Bottom 10 Dist.**



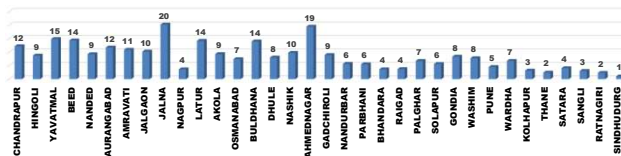
**State Schemes Remaining 3rd Installments Bottom 10 Dist**



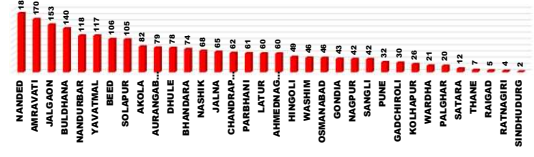
**PMAY-G : Current Pace of Completion Per Day (Abhiyan)**



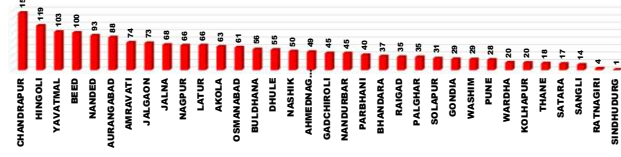
**State Schemes : Current Pace of Completion Per Day (Abhiyan)**



**PMAY-G Required Pace of Completion Per Day**



**State Schemes Required Pace of Completion Per Day**



प्रधानमंत्री आवास योजना ग्रामीण - मंजूरी (PWL+Awaas Plus)

Sr. No.	Division	Target (PWL+Awaas Plus)	22.08.2023	23.08.2023	Daily Achivement	Remaining
1	NASHIK DIV.	412019	411653	411652	0	367
2	AMRAVATI DIV.	270828	269113	269018	0	1810
3	AURANGABAD DIV.	236300	235339	235230	0	1070
4	NAGPUR DIV.	289034	288213	288197	0	837
5	KONKAN DIV.	69517	69466	69466	0	51
6	PUNE DIV.	120610	119375	119352	0	1258
<b>Total</b>		<b>1398308</b>	<b>1393159</b>	<b>1392915</b>	<b>0</b>	<b>5393</b>

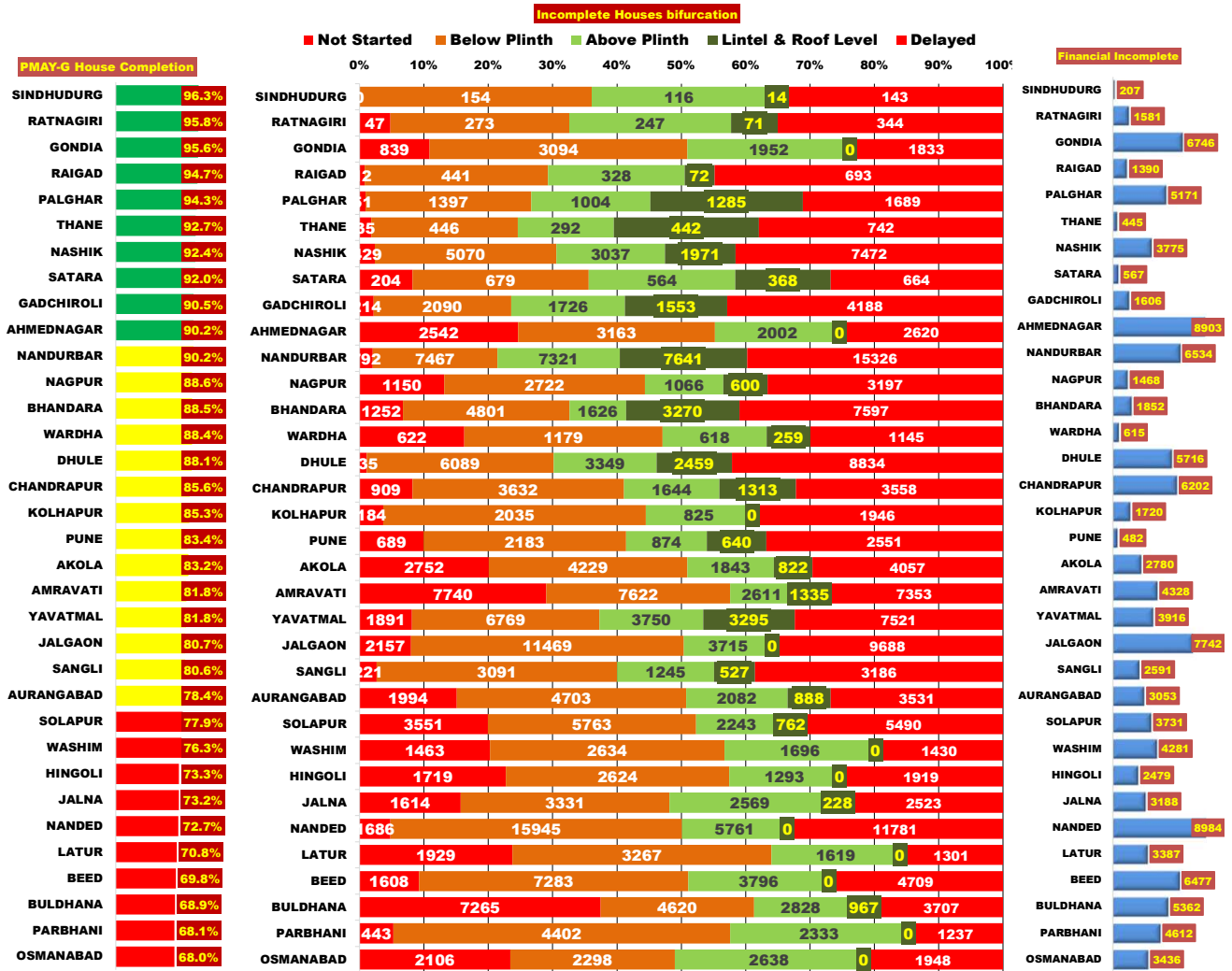
Sr. No.	District	Target (PWL+Awaas Plus)	22.08.2023	23.08.2023	Daily Achivement	Remaining
1	AHMEDNAGAR	60551	60467	60467	0	84
2	AKOLA	48598	48364	48364	0	234
3	AMRAVATI	93192	92740	92740	0	452
4	BEED	34984	34834	34834	0	150
5	BULDHANA	44705	44669	44669	0	36
6	CHANDRAPUR	42516	42434	42434	0	82
7	DHULE	64664	64639	64639	0	25
8	GADCHIROLI	31635	31617	31617	0	18
9	GONDIA	95992	95895	95895	0	97
10	HINGOLI	18083	18083	18083	0	0
11	JALGAON	78561	78458	78458	0	103
12	JALNA	24035	24034	24034	0	1
13	LATUR	20415	20368	20368	0	47
14	NAGPUR	36720	36481	36481	0	239
15	NANDED	69191	68770	68770	0	421
16	NANDURBAR	118812	118784	118784	0	28
17	OSMANABAD	14309	14162	14162	0	147
18	PALGHAR	35188	35188	35188	0	0
19	PARBHANI	18917	18807	18807	0	110
20	PUNE	19230	19180	19180	0	50
21	RAIGAD	9821	9819	9819	0	2
22	RATNAGIRI	9804	9791	9791	0	13
23	SANGLI	21508	21342	21342	0	166
24	SATARA	14707	14508	14508	0	199
25	SINDHUDURG	5132	5096	5096	0	36
26	THANE	9572	9572	9572	0	0
27	NASHIK	89431	89305	89304	-1	127
28	KOLHAPUR	17410	17199	17197	-2	213
29	WARDHA	18046	17906	17904	-2	142
30	BHANDARA	64125	63880	63866	-14	259
31	YAVATMAL	64233	63861	63846	-15	387
32	SOLAPUR	47755	47146	47125	-21	630
33	WASHIM	20100	19479	19399	-80	701
34	AURANGABAD	36366	36281	36172	-109	194
<b>Total</b>		<b>1398308</b>	<b>1393159</b>	<b>1392915</b>	<b>0</b>	<b>5393</b>

प्रधानमंत्री आवास योजना - ग्रामीण : भूमिहीन लाभार्थी अहवाल

Sr. No.	District	Google Sheet Report			AwaasSoft Report			
		Total Landless	Provided land	Remaining	Landless beneficiaries tagged in AwaasSoft	Landless beneficiaries provided land	Remaining Landless	Remaining Tag (provided land)
1	DHULE	18	18	0	18	18	0	0
2	GADCHIROLI	8	8	0	9	9	0	-1
3	GONDIA	2450	2450	0	2457	2329	128	121
4	KOLHAPUR	257	257	0	253	228	25	29
5	NANDURBAR	0	0	0	0	0	0	0
6	PALGHAR	11	11	0	11	11	0	0
7	RAIGAD	6	6	0	6	6	0	0
8	RATNAGIRI	23	23	0	23	23	0	0
9	SINDHUDURG	420	420	0	418	418	0	2
10	NANDED	354	322	32	372	263	109	59
11	THANE	112	80	32	118	60	58	20
12	BEED	212	125	87	364	66	298	59
13	SANGLI	338	214	124	352	142	210	72
14	SATARA	852	697	155	858	636	222	61
15	PARBHANI	307	63	244	300	54	246	9
16	NASHIK	1794	1471	323	1687	1162	525	309
17	PUNE	2069	1603	466	2062	867	1195	736
18	WARDHA	2351	1812	539	2393	1803	590	9
19	CHANDRAPUR	2456	1912	544	2502	1614	888	298
20	NAGPUR	4587	3707	880	4595	3546	1049	161
21	HINGOLI	1713	796	917	1713	466	1247	330
22	JALNA	1359	406	953	1374	85	1289	321
23	BHANDARA	5015	4003	1012	5016	4108	908	-105
24	LATUR	2184	1150	1034	2258	815	1443	335
25	JALGAON	22530	21460	1070	22585	20901	1684	559
26	WASHIM	2986	1684	1302	2885	1502	1383	182
27	AURANGABAD	3266	1700	1566	3155	1805	1350	-105
28	OSMANABAD	2258	531	1727	2330	56	2274	475
29	YAVATMAL	3584	1649	1935	3348	1518	1830	131
30	AKOLA	7278	5134	2144	7217	5192	2025	-58
31	AHMEDNAGAR	7586	5240	2346	7810	5117	2693	123
32	SOLAPUR	6559	3944	2615	6456	3261	3195	683
33	BULDHANA	15352	9266	6086	15705	9146	6559	120
34	AMRAVATI	20723	13727	6996	19838	12842	6996	885
	<b>Total</b>	<b>121018</b>	<b>85889</b>	<b>35129</b>	<b>120488</b>	<b>80069</b>	<b>40419</b>	<b>6089</b>

## प्रधानमंत्री आवास योजना ग्रामीण - पूर्ण घरकूले

Sr. No.	Division	Sanction	22.08.2023	23.08.2023	Daily Achivement	Remaining	Avg. Completed Per Day From 20.11.22 to Today	To be Completed in Per Day till 30.11.23
1	<b>AURANGABAD DIV.</b>	<b>235230</b>	<b>170207</b>	<b>170401</b>	<b>194</b>	<b>64829</b>	<b>228</b>	<b>655</b>
2	<b>AMRAVATI DIV.</b>	<b>269018</b>	<b>213760</b>	<b>213891</b>	<b>131</b>	<b>55127</b>	<b>206</b>	<b>557</b>
3	<b>NASHIK DIV.</b>	<b>411652</b>	<b>364452</b>	<b>364545</b>	<b>93</b>	<b>47107</b>	<b>294</b>	<b>476</b>
4	<b>NAGPUR DIV.</b>	<b>288197</b>	<b>261183</b>	<b>261269</b>	<b>86</b>	<b>26928</b>	<b>193</b>	<b>272</b>
5	<b>PUNE DIV.</b>	<b>119352</b>	<b>97900</b>	<b>97939</b>	<b>39</b>	<b>21413</b>	<b>74</b>	<b>216</b>
6	<b>KONKAN DIV.</b>	<b>69466</b>	<b>65623</b>	<b>65644</b>	<b>21</b>	<b>3822</b>	<b>59</b>	<b>39</b>
<b>Total</b>		<b>1392915</b>	<b>1173125</b>	<b>1173689</b>	<b>564</b>	<b>219226</b>	<b>1053</b>	<b>2214</b>



प्रधानमंत्री आवास योजना ग्रामीण - पूर्ण घरकूले

Sr. No.	District	Sanction	22.08.2023	23.08.2023	Daily Achivement	Remaining	Completed & verified	To be Completed in Per Day till 30.11.23
1	BEED	34834	24240	24309	69	10525	22373	106
2	NANDED	68770	49951	50014	63	18756	47524	189
3	AMRAVATI	92740	75819	75866	47	16874	73432	170
4	NANDURBAR	118784	107108	107143	35	11641	95563	118
5	YAVATMAL	63846	52181	52216	35	11630	48141	117
6	BHANDARA	63866	56506	56540	34	7326	52917	74
7	DHULE	64639	56936	56961	25	7678	52507	78
8	JALNA	24034	17563	17587	24	6447	16292	65
9	AKOLA	48364	40214	40237	23	8127	38718	82
10	WASHIM	19399	14787	14808	21	4591	14151	46
11	PALGHAR	35188	33163	33182	19	2006	31451	20
12	AURANGABAD	36172	28355	28371	16	7801	26505	79
13	SANGLI	21342	17190	17206	16	4136	16258	42
14	SOLAPUR	47125	36715	36731	16	10394	34806	105
15	JALGAON	78458	63325	63340	15	15118	61192	153
16	GADCHIROLI	31617	28591	28604	13	3013	26034	30
17	GONDIA	95895	91636	91649	13	4246	91002	43
18	WARDHA	17904	15818	15831	13	2073	15226	21
19	NASHIK	89304	82525	82537	12	6767	78797	68
20	CHANDRAPUR	42434	36326	36335	9	6099	34936	62
21	HINGOLI	18083	13250	13257	7	4826	12703	49
22	PARBHANI	18807	12801	12808	7	5999	12192	61
23	AHMEDNAGAR	60467	54558	54564	6	5903	53685	60
24	OSMANABAD	14162	9621	9627	6	4535	8336	46
25	BULDHANA	44669	30759	30764	5	13905	28989	140
26	NAGPUR	36481	32306	32310	4	4171	30943	42
27	SATARA	14508	13343	13346	3	1162	12693	12
28	KOLHAPUR	17197	14663	14665	2	2532	14221	26
29	LATUR	20368	14426	14428	2	5940	13892	60
30	PUNE	19180	15989	15991	2	3189	14794	32
31	RAIGAD	9819	9297	9299	2	520	8966	5
32	RATNAGIRI	9791	9382	9382	0	409	9153	4
33	SINDHUDURG	5096	4905	4905	0	191	4812	2
34	THANE	9572	8876	8876	0	696	8357	7
<b>Total</b>		<b>1392915</b>	<b>1173125</b>	<b>1173689</b>	<b>564</b>	<b>219226</b>	<b>1111561</b>	<b>2214</b>

राज्यपुरस्कृत आवास योजना ग्रामीण - मंजूरी

Sr. No.	Division	Target	22.08.2023	23.08.2023	Daily Achivement	Sanction %	Remaining	Sanction State Rank
1	NASHIK DIV.	207115	119336	119536	200	57.7%	87579	5
2	NAGPUR DIV.	163668	109304	109414	110	66.9%	54254	4
3	AURANGABAD DIV.	269235	178201	178249	49	66.2%	90986	6
4	AMRAVATI DIV.	156577	103991	103999	9	66.4%	52578	3
5	PUNE DIV.	79398	64644	64646	2	81.4%	14752	2
6	KONKAN DIV.	44680	35121	35117	0	78.6%	9563	1
<b>Total</b>		<b>920673</b>	<b>610597</b>	<b>610961</b>	<b>370</b>	<b>66.4%</b>	<b>309712</b>	

Sr. No.	District	Target	22.08.2023	23.08.2023	Daily Achivement	Sanction %	Remaining	Sanction State Rank
1	NASHIK	49930	24239	24367	128	48.8%	25563	27
2	NANDURBAR	51420	15418	15490	72	30.1%	35930	13
3	CHANDRAPUR	54555	35143	35197	54	64.5%	19358	34
4	PARBHANI	28616	18130	18173	43	63.5%	10443	18
5	WARDHA	14707	11495	11527	32	78.4%	3180	8
6	NAGPUR	33291	16105	16124	19	48.4%	17167	14
7	AKOLA	34781	19717	19724	7	56.7%	15057	22
8	NANDED	34410	22325	22330	5	64.9%	12080	24
9	GADCHIROLI	20609	16262	16266	4	78.9%	4343	15
10	PUNE	17336	13138	13140	2	75.8%	4196	11
11	YAVATMAL	40759	30081	30083	2	73.8%	10676	32
12	BEED	33057	26166	26167	1	79.2%	6890	30
13	GONDIA	18712	13870	13871	1	74.1%	4841	12
14	AHMEDNAGAR	39938	34809	34809	0	87.2%	5129	33
15	BHANDARA	21794	16429	16429	0	75.4%	5365	16
16	BULDHANA	28967	20427	20427	0	70.5%	8540	23
17	DHULE	31410	19105	19105	0	60.8%	12305	20
18	HINGOLI	38798	22638	22638	0	58.3%	16160	25
19	JALGAON	34417	25765	25765	0	74.9%	8652	29
20	JALNA	38892	19469	19469	0	50.1%	19423	21
21	KOLHAPUR	16830	12904	12904	0	76.7%	3926	10
22	LATUR	35747	26710	26710	0	74.7%	9037	31
23	OSMANABAD	22761	17247	17247	0	75.8%	5514	17
24	PALGHAR	16073	11748	11748	0	73.1%	4325	9
25	RAIGAD	10569	8638	8638	0	81.7%	1931	5
26	RATNAGIRI	7197	6690	6690	0	93.0%	507	3
27	SANGLI	10132	8604	8604	0	84.9%	1528	4
28	SATARA	11532	11513	11513	0	99.8%	19	7
29	SINDHUDURG	2267	2109	2109	0	93.0%	158	1
30	SOLAPUR	23568	18485	18485	0	78.4%	5083	19
31	WASHIM	15828	10987	10987	0	69.4%	4841	6
32	AMRAVATI	36242	22779	22778	-1	62.8%	13464	26
33	AURANGABAD	36954	25516	25515	-1	69.0%	11439	28
34	THANE	8574	5936	5932	-4	69.2%	2642	2
<b>Total</b>		<b>920673</b>	<b>610597</b>	<b>610961</b>	<b>370</b>	<b>66.4%</b>	<b>309712</b>	

राज्यपुरस्कृत आवास योजना ग्रामीण - प्रलंबीत मंजूरी

Sr. No.	Division	रमाई आवास योजना	शबरी आवास योजना	आदीम आवास योजना	पारधी आवास योजना	य.च.मु.व योजना	धनगर आवास योजना	एकूण
1	KONKAN DIV.	1470	8043	25	3	22	0	9563
2	PUNE DIV.	10891	3621	4	55	20	161	14752
3	AMRAVATI DIV.	31991	20112	194	9	239	33	52578
4	NAGPUR DIV.	27624	24546	190	2	1865	27	54254
5	NASHIK DIV.	21453	65957	61	20	59	29	87579
6	AURANGABAD DIV.	61956	27658	238	26	268	840	90986
	<b>Total</b>	<b>155385</b>	<b>149937</b>	<b>712</b>	<b>115</b>	<b>2473</b>	<b>1090</b>	<b>309712</b>

Sr. No.	District	रमाई आवास योजना	शबरी आवास योजना	आदीम आवास योजना	पारधी आवास योजना	य.च.मु.व योजना	धनगर आवास योजना	एकूण
1	SATARA	19	0	0	0	0	0	19
2	SINDHUDURG	128	14	16	0	0	0	158
3	RATNAGIRI	400	84	0	1	22	0	507
4	SANGLI	1486	30	0	12	0	0	1528
5	RAIGAD	522	1407	0	2	0	0	1931
6	THANE	321	2315	6	0	0	0	2642
7	WARDHA	888	2220	72	0	0	0	3180
8	KOLHAPUR	3730	35	0	0	0	161	3926
9	PUNE	843	3315	4	14	20	0	4196
10	PALGHAR	99	4223	3	0	0	0	4325
11	GADCHIROLI	1078	3239	26	0	0	0	4343
12	GONDIA	3241	1585	0	0	0	15	4841
13	WASHIM	3625	1216	0	0	0	0	4841
14	SOLAPUR	4813	241	0	29	0	0	5083
15	AHMEDNAGAR	2654	2475	0	0	0	0	5129
16	BHANDARA	3871	1446	0	0	36	12	5365
17	OSMANABAD	5111	264	0	0	139	0	5514
18	BEED	5586	1298	0	6	0	0	6890
19	BULDHANA	5765	2742	0	0	0	33	8540
20	JALGAON	3578	5041	0	4	0	29	8652
21	LATUR	7200	933	0	4	67	833	9037
22	PARBHANI	7664	2724	0	0	55	0	10443
23	YAVATMAL	5759	4649	194	1	73	0	10676
24	AURANGABAD	7172	4261	0	6	0	0	11439
25	NANDED	5217	6617	238	8	0	0	12080
26	DHULE	3860	8386	0	0	59	0	12305
27	AMRAVATI	5253	8038	0	7	166	0	13464
28	AKOLA	11589	3467	0	1	0	0	15057
29	HINGOLI	7027	9133	0	0	0	0	16160
30	NAGPUR	12087	5076	0	0	4	0	17167
31	CHANDRAPUR	6459	10980	92	2	1825	0	19358
32	JALNA	16979	2428	0	2	7	7	19423
33	NASHIK	10414	15082	61	6	0	0	25563
34	NANDURBAR	947	34973	0	10	0	0	35930
	<b>Total</b>	<b>155385</b>	<b>149937</b>	<b>712</b>	<b>115</b>	<b>2473</b>	<b>1090</b>	<b>309712</b>



राज्यपुरस्कृत आवास योजना ग्रामीण - पूर्ण घरकूले

Sr. No.	Division	Sanction	22.08.2023	23.08.2023	Daily Achivement	Completion %	Remaining	To be Completed in Per Day till 30.11.23
1	AURANGABAD DIV.	178249	114985	115362	377	64.7%	62887	635
2	AMRAVATI DIV.	103999	71801	71891	90	69.1%	32108	324
3	NASHIK DIV.	119536	92666	92723	57	77.6%	26813	271
4	NAGPUR DIV.	109414	74513	74568	55	68.2%	34846	352
5	PUNE DIV.	64646	53671	53701	30	83.1%	10945	111
6	KONKAN DIV.	35117	25830	25856	26	73.6%	9261	94
	<b>Total</b>	<b>610961</b>	<b>433466</b>	<b>434101</b>	<b>635</b>	<b>71.1%</b>	<b>176860</b>	<b>1786</b>

Sr. No.	District	Sanction	22.08.2023	23.08.2023	Daily Achivement	Completion %	Remaining	To be Completed in Per Day till 30.11.23
1	BEED	26167	16057	16246	189	62.1%	9921	100
2	NANDED	22330	13090	13144	54	58.9%	9186	93
3	AURANGABAD	25515	16775	16813	38	65.9%	8702	88
4	JALNA	19469	12733	12758	25	65.5%	6711	68
5	HINGOLI	22638	10811	10834	23	47.9%	11804	119
6	LATUR	26710	20131	20154	23	75.5%	6556	66
7	BULDHANA	20427	14871	14891	20	72.9%	5536	56
8	PALGHAR	11748	8276	8296	20	70.6%	3452	35
9	WASHIM	10987	8102	8122	20	73.9%	2865	29
10	AKOLA	19724	13482	13501	19	68.4%	6223	63
11	BHANDARA	16429	12761	12779	18	77.8%	3650	37
12	AHMEDNAGAR	34809	29982	29999	17	86.2%	4810	49
13	YAVATMAL	30083	19892	19908	16	66.2%	10175	103
14	AMRAVATI	22778	15454	15469	15	67.9%	7309	74
15	OSMANABAD	17247	11222	11237	15	65.2%	6010	61
16	DHULE	19105	13684	13698	14	71.7%	5407	55
17	NANDURBAR	15490	11018	11032	14	71.2%	4458	45
18	SOLAPUR	18485	15356	15368	12	83.1%	3117	31
19	PARBHANI	18173	14166	14176	10	78.0%	3997	40
20	CHANDRAPUR	35197	19968	19977	9	56.8%	15220	154
21	NAGPUR	16124	9549	9558	9	59.3%	6566	66
22	WARDHA	11527	9514	9523	9	82.6%	2004	20
23	JALGAON	25765	18578	18586	8	72.1%	7179	73
24	SANGLI	8604	7163	7170	7	83.3%	1434	14
25	GONDIA	13871	10947	10953	6	79.0%	2918	29
26	PUNE	13140	10390	10395	5	79.1%	2745	28
27	RAIGAD	8638	5142	5147	5	59.6%	3491	35
28	GADCHIROLI	16266	11774	11778	4	72.4%	4488	45
29	NASHIK	24367	19404	19408	4	79.6%	4959	50
30	SATARA	11513	9810	9814	4	85.2%	1699	17
31	KOLHAPUR	12904	10952	10954	2	84.9%	1950	20
32	RATNAGIRI	6690	6252	6253	1	93.5%	437	4
33	SINDHUDURG	2109	2019	2019	0	95.7%	90	1
34	THANE	5932	4141	4141	0	69.8%	1791	18
	<b>Total</b>	<b>610961</b>	<b>433466</b>	<b>434101</b>	<b>635</b>	<b>71.1%</b>	<b>176860</b>	<b>1786</b>

## राज्य योजना अपूर्ण घरकुले

Sr. No.	Division	रमाई आवास योजना	शबरी आवास योजना	आदीम आवास योजना	पारधी आवास योजना	य.च.मु.व योजना	धनगर आवास योजना	एकूण
1	KONKAN DIV.	1067	7589	585	0	8	12	9261
2	PUNE DIV.	9452	961	56	58	54	364	10945
3	NASHIK DIV.	12122	14357	25	126	20	163	26813
4	AMRAVATI DIV.	17700	10899	2240	212	1001	56	32108
5	NAGPUR DIV.	11091	18645	716	23	4361	10	34846
6	AURANGABAD DIV.	53390	8888	46	63	402	98	62887
<b>Total</b>		<b>104822</b>	<b>61339</b>	<b>3668</b>	<b>482</b>	<b>5846</b>	<b>703</b>	<b>176860</b>

Sr. No.	District	रमाई आवास योजना	शबरी आवास योजना	आदीम आवास योजना	पारधी आवास योजना	य.च.मु.व योजना	धनगर आवास योजना	एकूण
1	SINDHUDURG	89	1	0	0	0	0	90
2	RATNAGIRI	404	21	4	0	8	0	437
3	AHMEDNAGAR	2629	2145	0	16	20	0	4810
4	SATARA	1626	40	0	0	33	0	1699
5	KOLHAPUR	1554	12	0	0	20	364	1950
6	SANGLI	1423	7	0	4	0	0	1434
7	SOLAPUR	3030	78	0	8	1	0	3117
8	WARDHA	1188	633	182	1	0	0	2004
9	NASHIK	2603	2301	25	30	0	0	4959
10	PUNE	1819	824	56	46	0	0	2745
11	GONDIA	1437	1481	0	0	0	0	2918
12	PARBHANI	3295	507	0	0	195	0	3997
13	BHANDARA	1572	1258	0	0	810	10	3650
14	LATUR	6416	140	0	0	0	0	6556
15	WASHIM	1869	991	0	2	0	3	2865
16	BULDHANA	4974	492	0	17	0	53	5536
17	GADCHIROLI	1401	2797	290	0	0	0	4488
18	JALGAON	3446	3504	0	66	0	163	7179
19	DHULE	2429	2964	0	14	0	0	5407
20	NANDURBAR	1015	3443	0	0	0	0	4458
21	PALGHAR	66	3253	133	0	0	0	3452
22	THANE	262	1275	254	0	0	0	1791
23	AKOLA	4878	1310	0	35	0	0	6223
24	AMRAVATI	3572	3560	0	28	149	0	7309
25	YAVATMAL	2407	4546	2240	130	852	0	10175
26	AURANGABAD	7339	1356	0	7	0	0	8702
27	JALNA	6476	79	0	7	51	98	6711
28	OSMANABAD	5734	79	0	41	156	0	6010
29	BEED	9429	484	0	8	0	0	9921
30	RAIGAD	246	3039	194	0	0	12	3491
31	NAGPUR	872	5680	0	6	8	0	6566
32	NANDED	8694	446	46	0	0	0	9186
33	CHANDRAPUR	4621	6796	244	16	3543	0	15220
34	HINGOLI	6007	5797	0	0	0	0	11804
<b>Total</b>		<b>104822</b>	<b>61339</b>	<b>3668</b>	<b>482</b>	<b>5846</b>	<b>703</b>	<b>176860</b>

प्रधानमंत्री आवास योजना ग्रामीण - हप्ते वितरण

Sr. No.	Division	1st Installment (Daily Achivement)	1st Installment Remaining	2nd Installment (Daily Achivement)	2nd Installment Remaining	3rd Installment (Daily Achivement)	3rd Installment Remaining
1	AURANGABAD DIV.	24	13099	76	43853	95	22091
2	NAGPUR DIV.	6	4986	25	17518	54	8632
3	AMRAVATI DIV.	9	21111	13	25874	29	12728
4	NASHIK DIV.	0	6155	11	33258	23	19424
5	PUNE DIV.	6	4849	10	13751	9	5751
6	KONKAN DIV.	0	145	1	2711	0	1987
<b>Total</b>		<b>45</b>	<b>50345</b>	<b>136</b>	<b>136965</b>	<b>210</b>	<b>70613</b>

PMAY-G 1st Ins Pending

SINDHUDURG	0
RAIGAD	12
THANE	35
RATNAGIRI	47
PALGHAR	51
KOLHAPUR	184
SATARA	204
GADCHIROLI	214
SANGLI	221
DHULE	235
NASHIK	429
PARBHANI	443
WARDHA	622
PUNE	689
NANDURBAR	792
GONDIA	839
CHANDRAPUR	909
NAGPUR	1150
BHANDARA	1252
WASHIM	1463
BEED	1608
JALNA	1614
NANDED	1686
HINGOLI	1719
YAVATMAL	1891
LATUR	1929
AURANGABAD	1994
OSMANABAD	2106
JALGAON	2157
AHMEDNAGAR	2542
AKOLA	2752
SOLAPUR	3551
BULDHANA	7265
AMRAVATI	7740

PMAY-G 2nd Ins Pending

SINDHUDURG	154
RATNAGIRI	273
RAIGAD	441
THANE	446
SATARA	679
WARDHA	1179
PALGHAR	1397
KOLHAPUR	2035
GADCHIROLI	2090
PUNE	2183
OSMANABAD	2298
HINGOLI	2624
WASHIM	2634
NAGPUR	2722
SANGLI	3091
GONDIA	3094
AHMEDNAGAR	3163
LATUR	3267
JALNA	3331
CHANDRAPUR	3632
AKOLA	4229
PARBHANI	4402
BULDHANA	4620
AURANGABAD	4703
BHANDARA	4801
NASHIK	5070
SOLAPUR	5763
DHULE	6089
YAVATMAL	6769
BEED	7283
NANDURBAR	7467
AMRAVATI	7622
JALGAON	11469
NANDED	15945

PMAY-G 3rd Ins Pending

SINDHUDURG	116
RATNAGIRI	247
THANE	292
RAIGAD	328
SATARA	564
WARDHA	618
KOLHAPUR	825
PUNE	874
PALGHAR	1004
NAGPUR	1066
SANGLI	1245
HINGOLI	1293
LATUR	1619
BHANDARA	1626
CHANDRAPUR	1644
WASHIM	1696
GADCHIROLI	1726
AKOLA	1843
GONDIA	1952
AHMEDNAGAR	2002
AURANGABAD	2082
SOLAPUR	2243
PARBHANI	2333
JALNA	2569
AMRAVATI	2611
OSMANABAD	2638
BULDHANA	2828
NASHIK	3037
DHULE	3349
JALGAON	3715
YAVATMAL	3750
BEED	3796
NANDED	5761
NANDURBAR	7321

प्रधानमंत्री आवास योजना ग्रामीण - हप्ते वितरण

Sr. No.	District	1st Installment (Daily Achivement)	1st Installment Remaining	2nd Installment (Daily Achivement)	2nd Installment Remaining	3rd Installment (Daily Achivement)	3rd Installment Remaining
1	HINGOLI	7	1719	23	2624	22	1293
2	GONDIA	2	839	18	3094	31	1952
3	NANDED	8	1686	10	15945	29	5761
4	JALNA	8	1614	6	3331	17	2569
5	BEED	0	1608	18	7283	12	3796
6	BULDHANA	3	7265	6	4620	12	2828
7	YAVATMAL	4	1891	2	6769	12	3750
8	JALGAON	0	2157	0	11469	17	3715
9	AURANGABAD	0	1994	1	4703	15	2082
10	BHANDARA	3	1252	5	4801	5	1626
11	LATUR	1	1929	11	3267	0	1619
12	SOLAPUR	0	3551	9	5763	2	2243
13	GADCHIROLI	0	214	1	2090	9	1726
14	CHANDRAPUR	0	909	1	3632	8	1644
15	AHMEDNAGAR	0	2542	4	3163	4	2002
16	NASHIK	0	429	5	5070	2	3037
17	PARBHANI	0	443	7	4402	0	2333
18	AMRAVATI	1	7740	3	7622	2	2611
19	SANGLI	1	221	0	3091	5	1245
20	PUNE	4	689	1	2183	0	874
21	WASHIM	0	1463	2	2634	3	1696
22	KOLHAPUR	1	184	0	2035	2	825
23	NANDURBAR	0	792	2	7467	0	7321
24	AKOLA	1	2752	0	4229	0	1843
25	NAGPUR	1	1150	0	2722	0	1066
26	THANE	0	35	1	446	0	292
27	WARDHA	0	622	0	1179	1	618
28	DHULE	0	235	0	6089	0	3349
29	OSMANABAD	0	2106	0	2298	0	2638
30	PALGHAR	0	51	0	1397	0	1004
31	RAIGAD	0	12	0	441	0	328
32	RATNAGIRI	0	47	0	273	0	247
33	SINDHUDURG	0	0	0	154	0	116
34	SATARA	-5	204	0	679	0	564
	<b>Total</b>	<b>45</b>	<b>50345</b>	<b>136</b>	<b>136965</b>	<b>210</b>	<b>70613</b>

राज्यपुरस्कृत आवास योजना ग्रामीण - हप्ते वितरण

Sr. No.	Division	1st Installment (Daily Achievement)	1st Installment Remaining	2nd Installment (Daily Achievement)	2nd Installment Remaining	3rd Installment (Daily Achievement)	3rd Installment Remaining
1	AURANGABAD DIV.	2	13195	49	30449	44	13496
2	NASHIK DIV.	17	5615	4	10588	20	5401
3	NAGPUR DIV.	22	8927	1	16786	0	4264
4	AMRAVATI DIV.	6	6072	2	14392	10	5085
5	PUNE DIV.	0	2713	0	4186	1	1798
6	KONKAN DIV.	0	2704	0	3104	0	1284
<b>Total</b>		<b>47</b>	<b>39226</b>	<b>56</b>	<b>79505</b>	<b>75</b>	<b>31328</b>

State Schemes 1st Ins Pending

SINDHUDURG	4
RATNAGIRI	42
PALGHAR	151
SANGLI	165
WARDHA	451
BULDHANA	468
WASHIM	509
KOLHAPUR	520
PUNE	527
GONDIA	568
SOLAPUR	577
AKOLA	652
PARBHANI	729
AHMEDNAGAR	787
DHULE	812
BHANDARA	822
JALNA	869
GADCHIROLI	889
SATARA	924
LATUR	981
THANE	989
OSMANABAD	1188
JALGAON	1259
NASHIK	1337
BEED	1340
NANDURBAR	1420
RAIGAD	1518
AURANGABAD	1880
YAVATMAL	2029
NANDED	2404
AMRAVATI	2414
NAGPUR	2991
CHANDRAPUR	3206
HINGOLI	3804

State Schemes 2nd Ins Pending

SINDHUDURG	53
RATNAGIRI	115
THANE	271
SATARA	302
SANGLI	679
NANDURBAR	719
PUNE	884
WARDHA	897
KOLHAPUR	963
RAIGAD	1028
SOLAPUR	1358
GONDIA	1377
WASHIM	1456
BHANDARA	1469
GADCHIROLI	1489
NASHIK	1605
PALGHAR	1637
BULDHANA	1774
DHULE	1909
PARBHANI	2247
JALNA	2480
AHMEDNAGAR	2677
NAGPUR	2812
AMRAVATI	2898
LATUR	2940
OSMANABAD	3431
AKOLA	3469
JALGAON	3678
AURANGABAD	3825
BEED	4398
YAVATMAL	4795
NANDED	5225
HINGOLI	5903
CHANDRAPUR	8742

State Schemes 3rd Ins Pending

SINDHUDURG	22
RATNAGIRI	88
THANE	157
SATARA	198
KOLHAPUR	261
WARDHA	276
SANGLI	289
NAGPUR	351
BHANDARA	368
RAIGAD	443
PUNE	467
GONDIA	559
PALGHAR	574
SOLAPUR	583
WASHIM	704
AMRAVATI	776
NASHIK	811
NANDURBAR	838
AKOLA	943
PARBHANI	1006
GADCHIROLI	1026
BULDHANA	1072
AHMEDNAGAR	1191
DHULE	1233
OSMANABAD	1268
JALGAON	1328
HINGOLI	1488
YAVATMAL	1590
NANDED	1628
AURANGABAD	1635
LATUR	1648
CHANDRAPUR	1684
JALNA	1891
BEED	2932

राज्यपुरस्कृत आवास योजना ग्रामीण -हप्ते वितरण

Sr. No.	District	1st Installment (Daily Achievement)	1st Installment Remaining	2nd Installment (Daily Achievement)	2nd Installment Remaining	3rd Installment (Daily Achievement)	3rd Installment Remaining
1	HINGOLI	0	3804	48	5903	41	1488
2	JALGAON	0	1259	4	3678	19	1328
3	NAGPUR	20	2991	0	2812	0	351
4	DHULE	10	812	0	1909	0	1233
5	YAVATMAL	1	2029	0	4795	9	1590
6	AHMEDNAGAR	7	787	0	2677	0	1191
7	AMRAVATI	5	2414	0	2898	0	776
8	BEED	0	1340	0	4398	3	2932
9	BULDHANA	0	468	2	1774	0	1072
10	GONDIA	2	568	0	1377	0	559
11	LATUR	1	981	1	2940	0	1648
12	AKOLA	0	652	0	3469	1	943
13	CHANDRAPUR	0	3206	1	8742	0	1684
14	NASHIK	0	1337	0	1605	1	811
15	PARBHANI	1	729	0	2247	0	1006
16	PUNE	0	527	0	884	1	467
17	AURANGABAD	0	1880	0	3825	0	1635
18	BHANDARA	0	822	0	1469	0	368
19	GADCHIROLI	0	889	0	1489	0	1026
20	JALNA	0	869	0	2480	0	1891
21	KOLHAPUR	0	520	0	963	0	261
22	NANDED	0	2404	0	5225	0	1628
23	NANDURBAR	0	1420	0	719	0	838
24	OSMANABAD	0	1188	0	3431	0	1268
25	PALGHAR	0	151	0	1637	0	574
26	RAIGAD	0	1518	0	1028	0	443
27	RATNAGIRI	0	42	0	115	0	88
28	SANGLI	0	165	0	679	0	289
29	SINDHUDURG	0	4	0	53	0	22
30	SOLAPUR	0	577	0	1358	0	583
31	THANE	0	989	0	271	0	157
32	WARDHA	0	451	0	897	0	276
33	WASHIM	0	509	0	1456	0	704
34	SATARA	-2	924	0	302	0	198
	<b>Total</b>	<b>47</b>	<b>39226</b>	<b>56</b>	<b>79505</b>	<b>75</b>	<b>31328</b>

## प्रधानमंत्री आवास योजना ग्रामीण - Delayed Houses

■ पहिला हप्ता मिळाल्यानंतर १२ महिने उलटूनही अपूर्ण घरकुले
 ■ पहिला हप्ता मिळाल्यानंतर १८ महिने उलटूनही अपूर्ण घरकुले
 ■ पहिला हप्ता मिळाल्यानंतर १० दिवसानंतरही दुसरा हप्ता न मिळालेली घरकुले
 ■ दुसरा हप्ता मिळाल्यानंतर १० दिवसानंतरही तिसरा हप्ता न मिळालेली घरकुले
 ■ तिसरा हप्ता मिळाल्यानंतर १० दिवसानंतरही अपूर्ण घरांची संख्या

जिल्हा	पहिला हप्ता मिळाल्यानंतर १२ महिने उलटूनही अपूर्ण घरकुले	पहिला हप्ता मिळाल्यानंतर १८ महिने उलटूनही अपूर्ण घरकुले	पहिला हप्ता मिळाल्यानंतर १० दिवसानंतरही दुसरा हप्ता न मिळालेली घरकुले	दुसरा हप्ता मिळाल्यानंतर १० दिवसानंतरही तिसरा हप्ता न मिळालेली घरकुले	तिसरा हप्ता मिळाल्यानंतर १० दिवसानंतरही अपूर्ण घरांची संख्या
AHMEDNAGAR	2620	1537	3040	1661	33
AKOLA	4057	3137	3599	1042	625
AMRAVATI	7353	4945	6880	1690	1091
AURANGABAD	3531	2098	4416	1386	674
BEED	4709	1764	6196	2252	576
BHANDARA	7597	4399	4151	1065	2652
BULDHANA	3707	1907	4186	1379	819
CHANDRAPUR	3558	1787	3077	951	648
DHULE	8834	3911	5720	2567	1896
GADCHIROLI	4188	2219	2008	1381	1286
GONDIA	1833	1502	2847	1407	195
HINGOLI	1919	641	2424	788	154
JALGAON	9688	6284	10607	2442	641
JALNA	2523	1009	3111	1664	421
KOLHAPUR	1946	624	1815	563	150
LATUR	1301	651	3148	877	93
NAGPUR	3197	2172	2488	846	650
NANDED	11781	8255	15125	3292	392
NANDURBAR	15326	9834	7217	5613	6144
NASHIK	7472	3362	4716	2347	1644
OSMANABAD	1948	560	1574	2408	12
PALGHAR	1689	564	1296	787	1056
PARBHANI	1237	664	4042	1296	110
PUNE	2551	1619	1898	690	594
RAIGAD	693	325	427	279	167
RATNAGIRI	344	29	260	195	132
SANGLI	3186	2045	2839	795	331
SATARA	664	259	612	385	242
SINDDHURG	143	56	140	105	31
SOLAPUR	5490	4261	5207	1478	699
THANE	742	172	442	225	302
WARDHA	1145	660	954	505	219
WASHIM	1430	754	2197	1089	52
YAVATMAL	7521	3932	6363	2454	1962